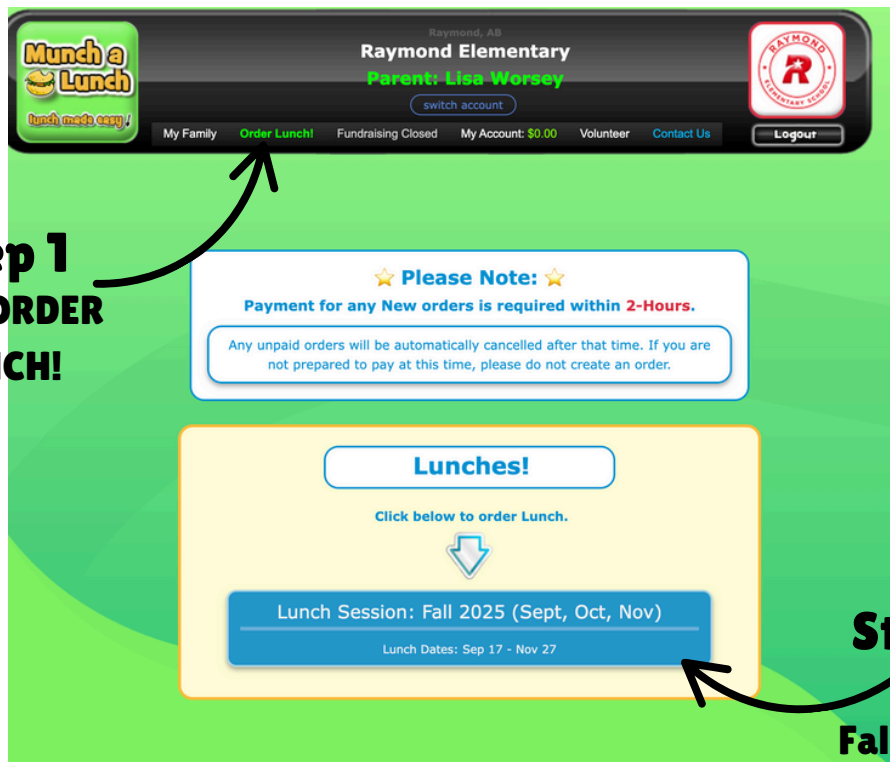


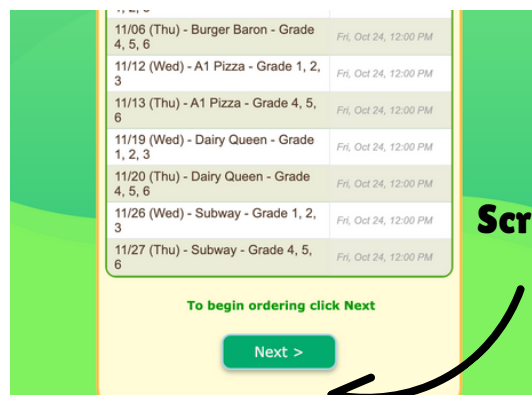
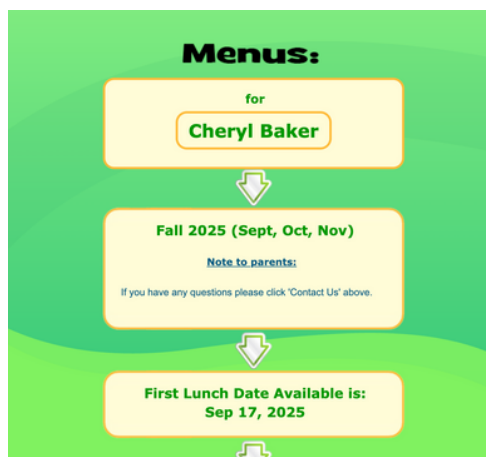
HOW TO ORDER:

Step 1
Click **ORDER LUNCH!**



Step 2
Select
Fall Lunch Session

THAT WILL LAND YOU HERE



Step 3
Scroll to the bottom and
click **NEXT**

THIS IS YOUR ORDERING PAGE

09/17 (Wed) - A1 Pizza - Grade 1, 2, 3
MENU
Sep 17.

Item Name	Item Description	Price

To begin:
click items on
the left to add.

Cheryl's Order

Item Name	Price Each	Qty	Daily Total	# of Days	Menu Total	
Select Item on left, then click Green Arrow to add						<input type="button" value="remove"/>
Totals:					Total	<input type="button" value="remove"/>

Menu 1 of 22

< Prev Menu Next Menu >

or go to:

09/17 (Wed) - A1 Pizza - Gr...

Jump to last Menu >>

All of our lunches are listed in this section

You can scroll through all the lunches using the green “Previous/Next Menu” buttons – or, for a quicker option, use the orange drop–down menu to view the entire list at once.

Step 4

< Prev Menu Next Menu >

or go to:

- ✓ 09/17 (Wed) - A1 Pizza - Grade 1, 2, 3
- 09/18 (Thu) - A1 Pizza - Grade 4, 5, 6
- 09/24 (Wed) - Dairy Queen - Grade 1, 2, 3
- 09/25 (Thu) - Dairy Queen - Grade 4, 5, 6
- 10/01 (Wed) - Subway - Grade 1, 2, 3
- 10/02 (Thu) - Subway - Grade 4, 5, 6
- 10/08 (Wed) - Burger Baron - Grade 1, 2, 3
- 10/09 (Thu) - Burger Baron - Grade 4, 5, 6
- 10/15 (Wed) - A1 Pizza - Grade 1, 2, 3

All the lunches for the entire FALL session will be listed at once. Just make sure you're selecting the lunch for the correct grade when placing your order.

Here's what you'll see once you've selected the day you want to order from.

The screenshot displays the Dairy Queen menu interface. On the left, the '09/24 (Wed) - Dairy Queen - Grade 1, 2, 3 MENU' is shown for 'Sep 24'. It lists items like 'Chicken Strips', 'Cheeseburger', and 'Hamburger' with prices. A green arrow labeled 'add' points to the 'Chicken Strips' item. In the center, a box states '1 item is ready to be added.' and 'Chicken Strips' with a 'click arrow to add' instruction. On the right, 'Cheryl's Order' is shown with a table of items and a 'remove' button. Below the order, there are navigation buttons: '< Prev Menu', 'Next Menu >', and a 'Jump to last Menu >>' button. A yellow box highlights the navigation area.

Step 5
Select your student's meal from list of options

Step 6
Then click ADD

To select more lunches just keep repeating Steps 4, 5, & 6.

This screenshot is identical to the previous one, showing the menu and order interface. A yellow box highlights the navigation area at the bottom, which includes the '< Prev Menu', 'Next Menu >', and 'Jump to last Menu >>' buttons. A green arrow points to the 'Jump to last Menu >>' button.

Step 7

Once you've finished selecting all your lunches, click the blue "Jump to the Last Menu" button to start wrapping things up.

11/27 (Thu) - Subway - Grade 4, 5, 6 MENU
Nov 27.

Item Name	Item Description	Price
-: 1: Meals		
Pizza Sub	+ Cookie & Drink	\$6.25
Ham Sub	+ Cookie & Drink	\$6.25
Cold Cut Sub	+ Cookie & Drink	\$6.25

To begin:
click items on
the left to add.

Cheryl's Order

Item Name	Price Each	Qty	Daily Total	# of Days	Menu Total	
Select Item on left, then click Green Arrow to add						
Totals:					Total	remove

Menu 22 of 22

Step 8
Click Continue

This is the last menu.
When ready, click 'Continue'.

< Prev Menu Continue >>>

11/27 (Thu) - Subway - Gra

Step 9

Here's the list of the lunches you've ordered.
Double check you have selected the right ones for the right grade.

Selected

You have selected from the following Menu

09/24 (Wed) - Dairy Queen - Grade 1, 2, 3 Menu

Not Selected

You have NOT selected from the following Menus

09/17 (Wed) - A1 Pizza - Grade 1, 2, 3 Menu

09/18 (Thu) - A1 Pizza - Grade 4, 5, 6 Menu

Is this correct?

If NOT correct, go back and Edit

< Go Back and Edit

If correct, click Next

Next >

Scroll to the bottom and choose "Go Back & Edit" if you need to make changes — or click "Next" if you're happy with your selections.

Verify your order for

Cheryl

Order Details

Order Details	Price	Qty	Subtotal
Wed, Sep 24, 2025 - Dairy Queen - Grade 1, 2, 3			
Chicken Strips	\$6.25	1	\$6.25
			Total: \$6.25

☐ Show item descriptions

Your Total:

The total for Cheryl Baker, for the Fall 2025 (Sept, Oct, Nov) session is:

\$6.25

Step 10

Review your order carefully, then make your selection at the bottom of the page.

Is the above order correct for Cheryl ?

< No, go back and edit

< Remove Dates

Yes, this is correct >

Lunches!

Click below to order Lunch.

Lunch Session: Fall 2025 (Sept, Oct, Nov)

Lunch Dates: Sep 17 - Nov 27

Unpaid Lunch Order # 8045374 - Cheryl Baker - \$6.25 | View

Ready to Checkout & Pay?

Before clicking 'Checkout' below:

1. Be sure to create ALL orders for ALL children.
2. To do so, click (blue) Lunches or (green) Fundraising above.
3. Then click 'Checkout' below to make 1 Payment for ALL orders.

Your 1 order is awaiting payment.

Checkout >>


Step 11

Click Checkout

Step 12

You've made it!
Enter payment details and you're done!


Payment will be made to
Raymond Elementary




Your credit card statement will display
Raymond E1*Munchal,unch

Credit Card Payment

Card

Card number 

Expiration date

Security code 

Country
Canada

Postal code

Google Pay

Pay \$6.25